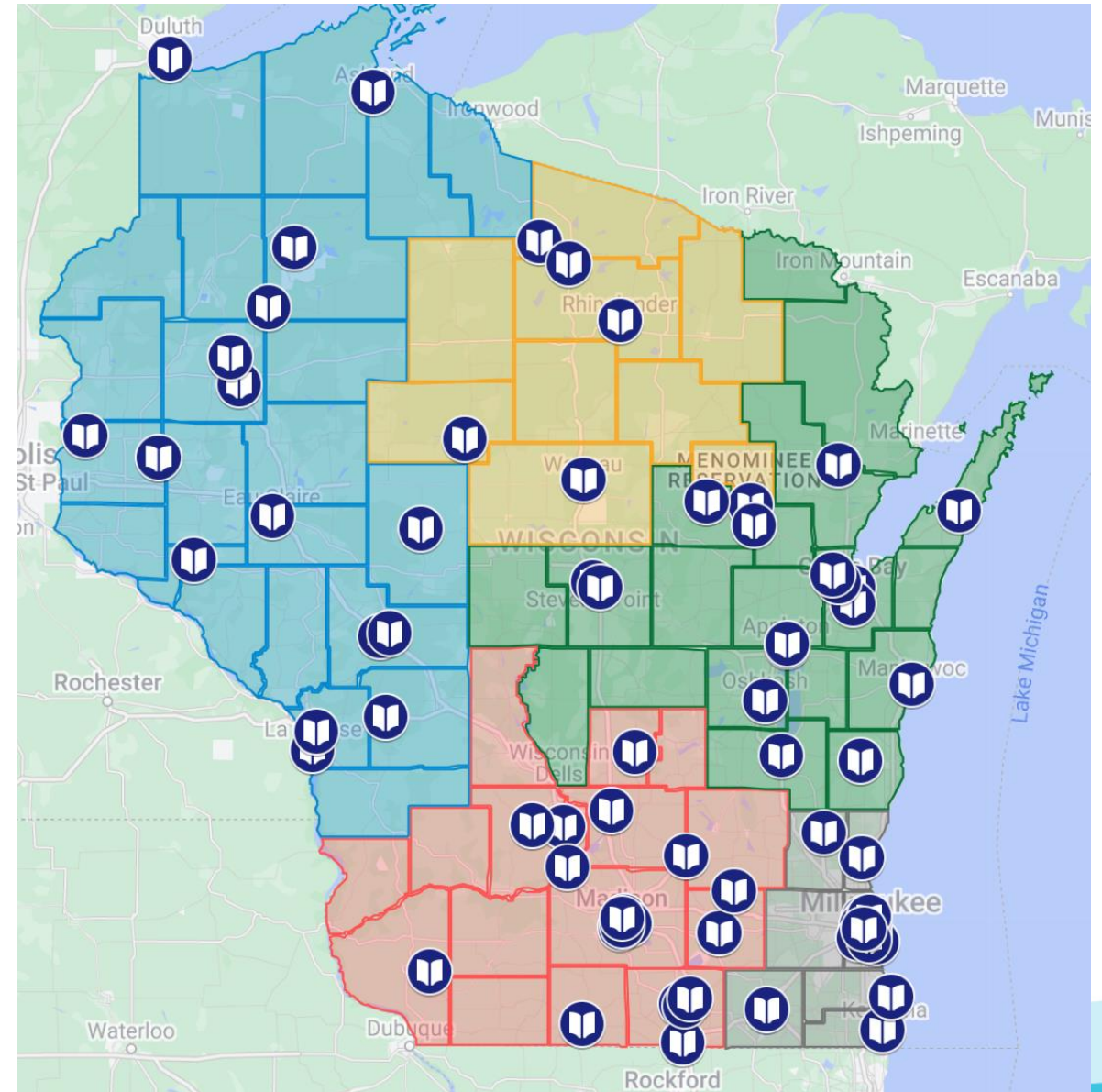


# ABE & ELL Tutor Training: Getting Started

Presented by Wisconsin Literacy staff:  
Beth Gaytan, Jamie Kobs, Marsha Connet,  
Robyn Hallet, Shannon Mason Young

# Welcome!

## Where are you joining us from?



# Agenda

1. First meeting with student
2. Components of language
3. Components of reading
4. Instructional approaches and techniques
5. Integrating digital literacy

## Handouts



<https://bit.ly/ABEGettingStarted>

# ELL or ABE student?

## ELL

### English Language Learner

- Beginning or intermediate English proficiency
- May or may not be literate in other languages
- Working on English language skills

## ABE

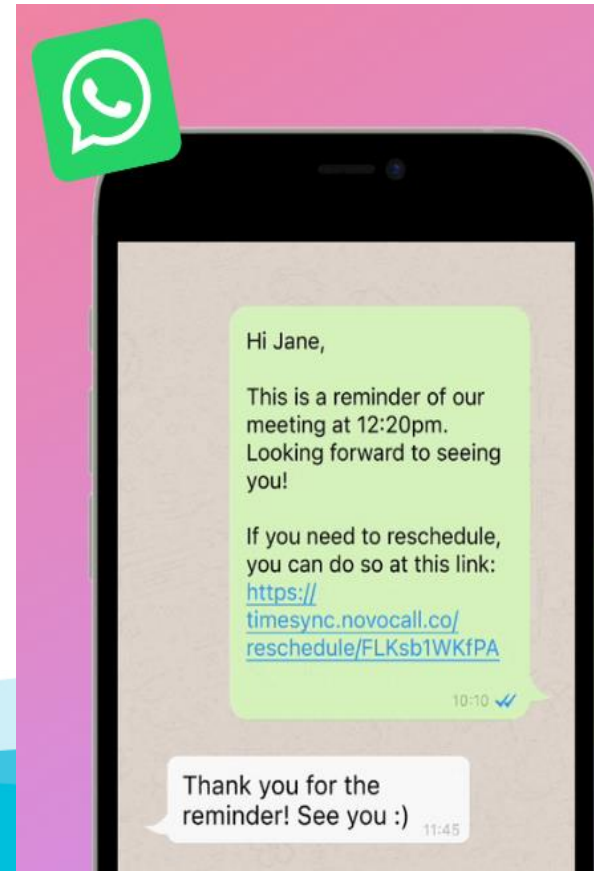
### Adult Basic Education

- Native or native-like speaker of English
- Working on foundational skills (literacy, numeracy)
- May be preparing for GED or HSED

# First Meeting with a Student

# The First Phone Call

- Introduce yourself
- Schedule first meeting
- Exchange contact information
- Ask student if it's OK to confirm on the day of meeting



# The First Meeting

Goals for first meeting:

- Get to know the student
- Understand learning goals
- Conduct an instructional activity
- Make the student feel good about learning

# Topics for First Meeting

- Introductions
- Follow-up questions from intake form
- Choice of images or short texts to read and discuss
- Daily activities



# Topics to Avoid for First Meeting

- These topics might be uncomfortable/traumatic/triggering for learners:
  - Family
  - Citizenship status
  - Leisure activities (travel, restaurants, hobbies, driving)
  - Personal history (childhood, school experience, life in their country, coming to U.S.)

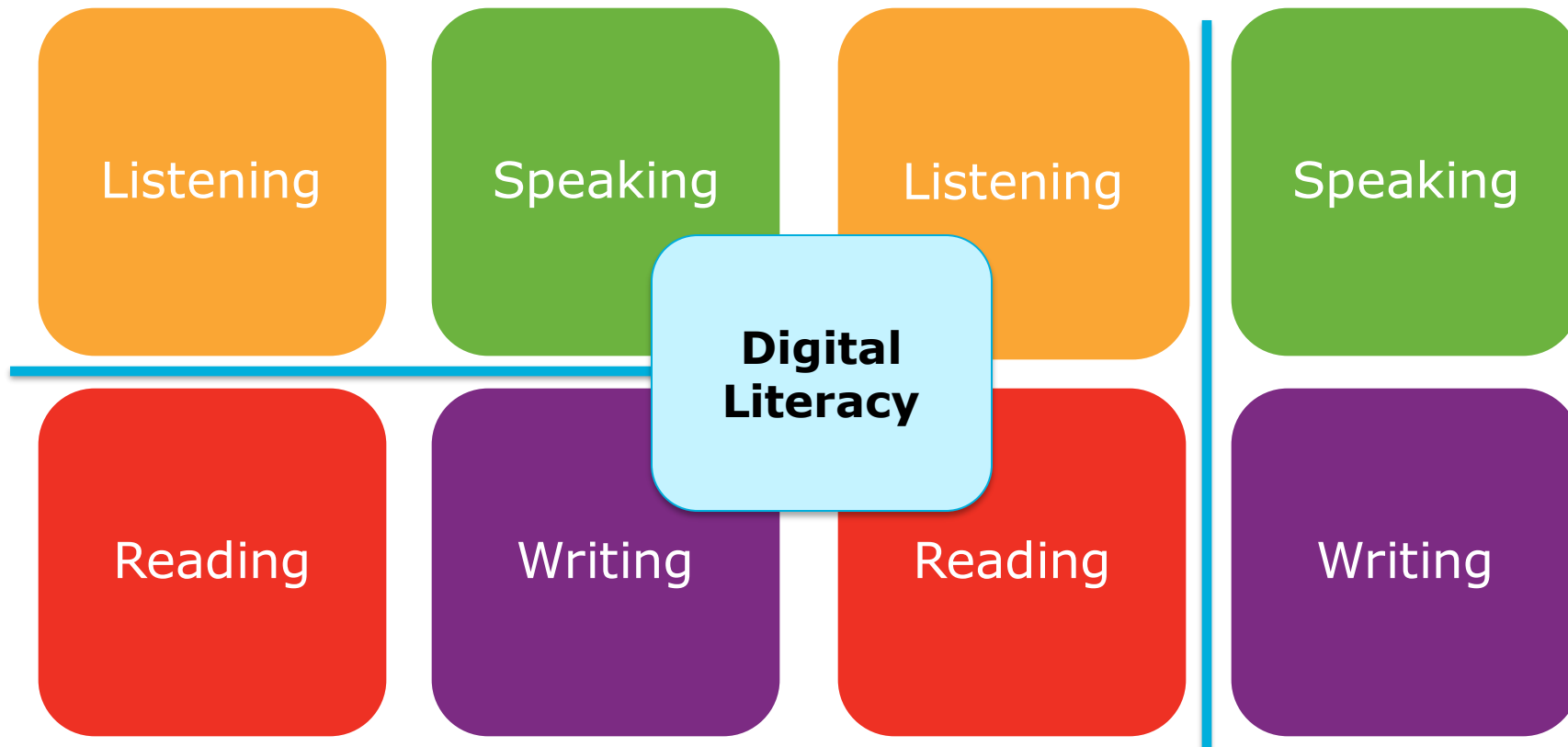
# Video Example

What did the tutor...

- **learn** about the student?
- **do** to help the student feel comfortable?
- **say** to set up expectations?



# Four Components of Language



# Learning Language


- Sounds represent things and ideas
- Language patterns build foundation for unstructured communication
- Focus on meaningful language in authentic situations
- Build on knowledge and experiences
- Four skills: reading, writing, listening, and speaking

You don't need to know your learners' native language. (Sometimes, it's even better if you don't!)

# Language Simulation

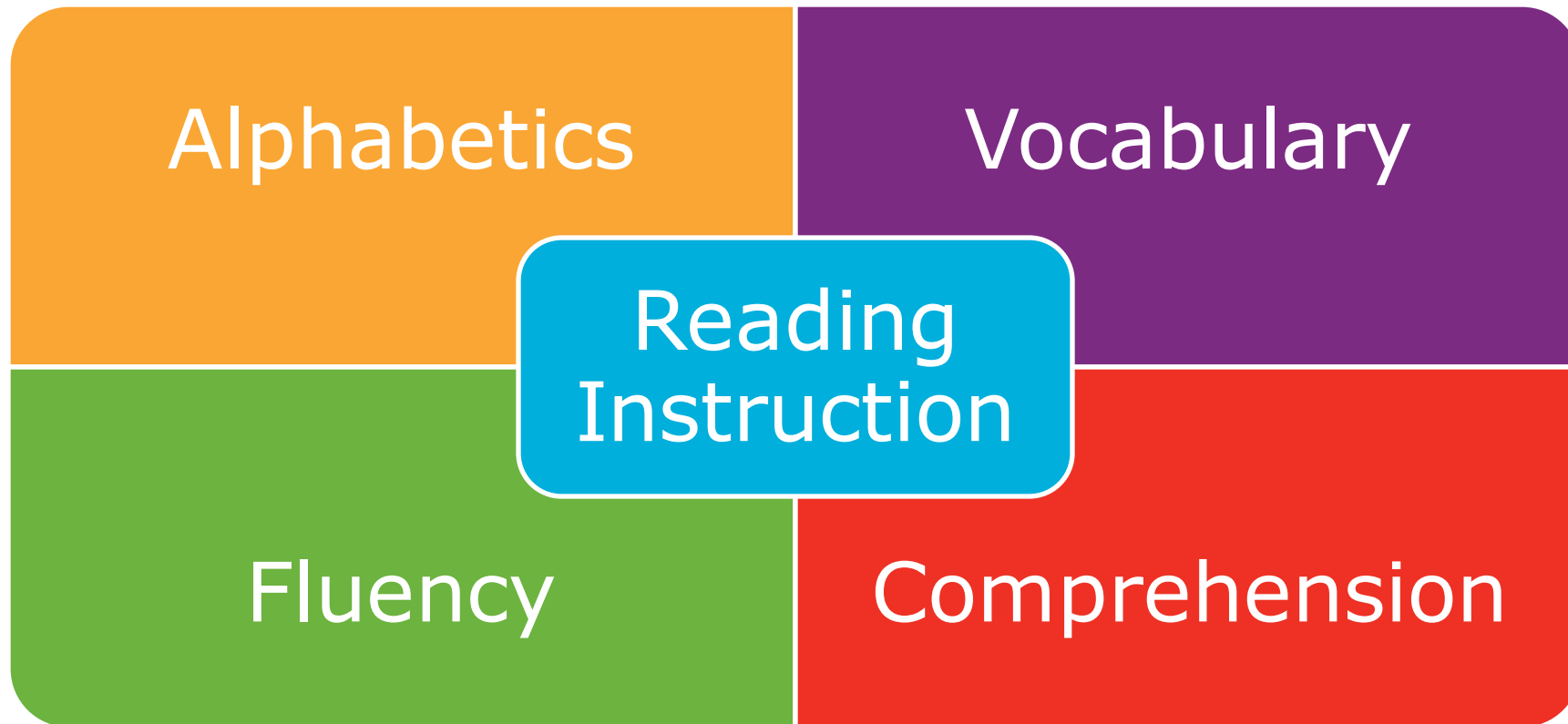
- What is it like to learn something new as an adult?
- What does this mean in English?
  - Bumpee mup tahb
  - Bumpee slup fuben
- **What helped you understand?**
- What would this dragon say?

- Bumpee...
- Bumpee **mup/slup** tahb.





# Four Components of Reading





# Alphabetics

- Phonological awareness
- Word analysis skills (Phonics, Word Families, Word Parts)
- Strategic decoding

Who needs alphabetics?

- Native and native-like English speakers reading below 3rd grade
- English language learners



# Finnyquigs

There are 10,000 kinds of quigs in the world. However, only finnyquigs make finny. There are three types of finnyquigs: stips, follers, and terps.

The stip's job is to smat the kots. The follers are smaller than the stip, and their jobs are to make the finny and to take care of the kots. The terp's job is to flim with the stip. A stip must flim in order to smat foller kots. If the stip doesn't flim, the stip can only smat terp kots.





# Finnyquig Quiz

1. True or False: There are 10,000 kinds of finnyquigs in this country.
2. Name 3 types of finnyquigs.
3. What is the stip's job?
  - a. to take care of the kots
  - b. to smat the kots
  - c. to flim the kot



## Finnyquig Quiz

4. Which are bigger: the follers or the terps?
- a. the follers
  - b. the terps
  - c. doesn't say



## Finnyquig Quiz

5. What happens if the stip doesn't flim?
- a. it smats foller kots
  - b. it smats terp kots
  - c. neither of the above



# Answers: Finnyquig Quiz

1. False
2. Stips, follers, terps
3. B
4. C
5. B

## More Finnyquigs

- Do you have any finnyquigs where you live?
- How would you feel about summarizing this text?





# Honeybees

There are 10,000 kinds of bees in the world. However, only honeybees make honey. There are three types of honeybees: queens, workers, and drones.

The queen's job is to lay the eggs. The workers are smaller than the queen, and their jobs are to make the honey and to take care of the eggs. The drone's job is to mate with the queen. A queen must mate in order to lay worker eggs. If the queen doesn't mate, the queen can only lay drone eggs.



# Fluency

- The speed and ease with which we read
- Three components
  - Speed
  - Accuracy
  - Expressiveness (prosody)
- Improved fluency makes reading more enjoyable



# Constructing Meaning

- in
- common
- cooling
- are
- magnetic
- wire
- interval
- four
- use
- of
- power
- curve
- and
- test
- methods
- the
- quenching
- basic
- hot
- for
- evaluating
- mediums





# Constructing Meaning

Four methods in common use for evaluating the cooling power of quenching mediums are the basic cooling curve test, the interval test, the hot wire test, and the magnetic test.



# Comprehension Skills and Strategies

## Strategies

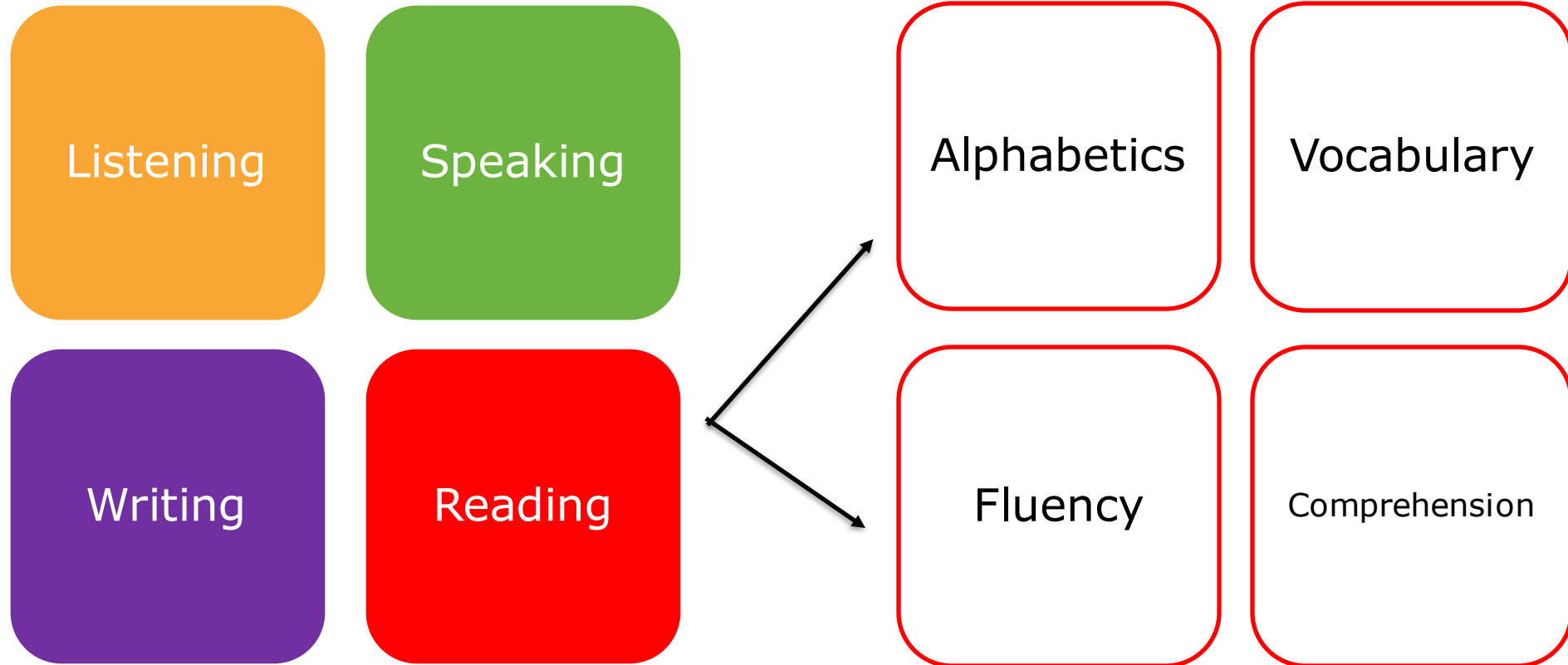
- Using prior knowledge
- Asking questions
- Setting a purpose for reading
- Skimming and making predictions
- Summarizing

## Skills

- Author's purpose
- Main idea and detail
- Cause and effect
- Fact and opinion
- Sequencing
- Compare and contrast

**ProLiteracy**

# Language Skills Support Reading Instruction



# Instructional Approaches & Techniques

- Communicative Approach
- Direct Instruction
- Discovery Learning
- Scaffolding

# Communicative Approach

- Using language skills for communication
- Real-life reasons for reading and writing
- Meaning before accuracy
- Trial and error
- Tutor is a facilitator



# Direct Instruction

1. Explanation
2. Modeling
3. Guided practice
4. Application



<https://www.youtube.com/watch?v=pfDfclkTzE0>



# Direct Instruction vs. Discovery Learning

## **Direct**

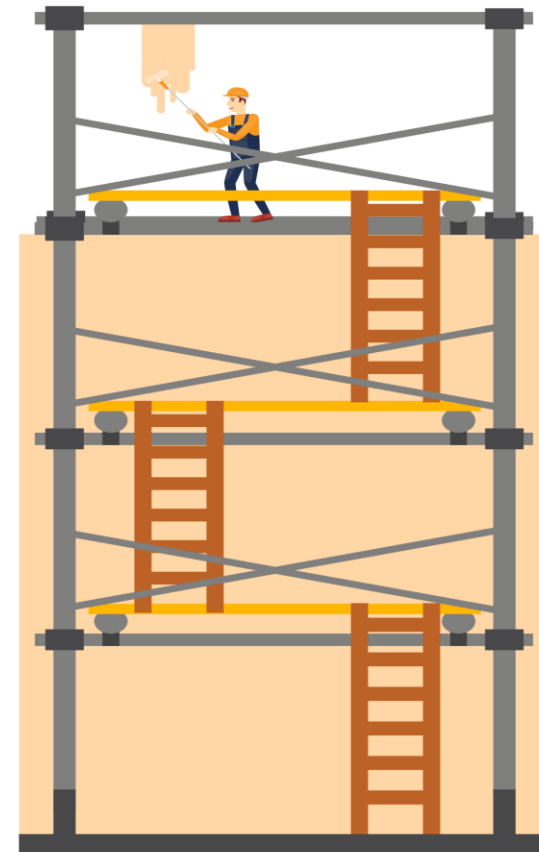
- Explain
- Model
- Guide practice
- Apply

## **Discovery**

- Learning occurs through experience.
- Tutor as facilitator creates experience.
- Students discover facts and relationships.
- Students construct their own understanding.

# Scaffolding

- Increasingly complex situations
- Small, manageable pieces
- Support
- Strong foundation





# Principles for integrating digital literacy

- What is it?
- Why should I teach it?
- What skills do I need?

# Digital Literacy is...



**Our ability to use  
digital  
technologies to...**



Find



Evaluate



Organize




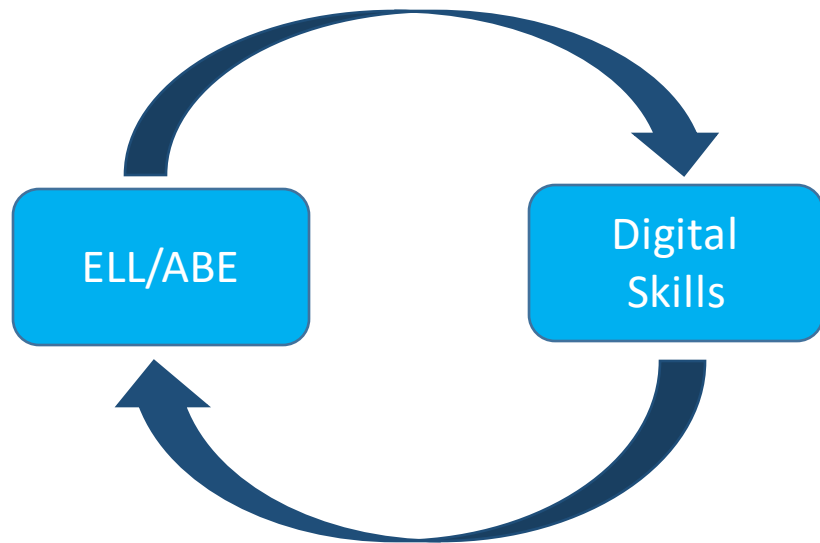
Create



Communicate

Digital skills are essential for full participation in society.  
All adult learners should have opportunities to learn them.





- Digital technology is a subject through which to practice the four components of language: reading, writing, speaking, and listening.
- Adults learn basic digital skills better when they are embedded in meaningful, contextualized instructional activities.
- Using digital technology can make other content learning more engaging and effective.

# Technology integration is not necessarily digital skill instruction.

You must be able to name and explicitly teach a digital skill.

Ideally, that skill should transfer to other contexts.

The screenshot shows a web page from ProLiteracy. The article is titled "Lonely Giraffe Moves to Better Home" and features a photo of a giraffe. Several elements are highlighted with green boxes: a left arrow icon for navigation, an audio player with a play button and volume control, and a "CHANGE TEXT SIZE" button with "AAA" and minus/plus icons. The page also includes a sidebar with links to "Article Exercises", "Teacher's Guide for this Week's Issue", "Download the Full Audio for this Article", "2024 Voting Guide", "Weekly Poll", "Crossword Puzzle", and "Word Search".

# Tutors should be able to...

- **Direct instruction:** Use plain language
- **Discovery learning:** Ask students to explain their process/learning
- **Vocabulary:** Teach relevant digital vocabulary
- **Scaffolding:** Teach problem-solving and transferable skills

# Review: Virtual Breakout Game (ABE)

Virtual Breakout



flippity.net

[bit.ly/ABE\\_Breakout](https://bit.ly/ABE_Breakout)

# Ideas for Tutoring Bag

- White board and markers
- Manipulatives
  - Scrabble tiles
  - Flash cards/ photos
- Computer/tablet/phone
- Notebook and pen
- Textbook/workbook





# Next Steps

- Survey
- Review the handout packet
- Complete ELL/ABE 1-3



[bit.ly/WL\\_Survey24](https://bit.ly/WL_Survey24)